


TECHSPEC® 2" Dia, 20" FL 320-450nm, Spherical Mirror



Stock #72-971 **5 In Stock**

− 1 + €283²⁵

ADD TO CART

Volume Pricing	
Qty 1-5	€283,25 each
Qty 6+	€226,60 each
Need More?	Request Quote

ⓘ Prices shown are exclusive of VAT/local taxes

Product Downloads

SPECIFICATIONS

General

Spherical Mirror **Type:**

Physical & Mechanical Properties

50.80 +0.5/-0 **Diameter (mm):**

Ground **Back Surface:**

2.0 **Diameter (inches):**

+0.02/-0 **Diameter Tolerance (inches):**

0.50 **Edge Thickness ET (inches):**

12.70 **Edge Thickness ET (mm):**

+0.0/-15 **Edge Thickness Tolerance (%):**

Optical Properties

Dielectric **Coating Type:**

Dielectric Mirror (320-450nm) **Coating:**

320 - 450 **Wavelength Range (nm):**

508.00 **Effective Focal Length EFL (mm):**

BOROFLOAT® **Substrate:**

f/10 **Aperture (f/#):**

Coating Specification:
R_{avg} >98% @ 340 - 488nm (0°, All Polarizations)
R_{avg} >98% @ 320 - 450nm (45°, All Polarizations)
R_{avg} >99% @ 320 - 450nm (45°, S-Polarization)

20.00 **Effective Focal Length EFL (inches):**

±2 **Focal Length Tolerance (%):**

λ/4 **Surface Accuracy:**

60-40 **Surface Quality:**

0.5 J/cm² @ 355nm, 20ns, 20Hz **Damage Threshold, By Design:**

Regulatory Compliance

[View](#) **Certificate of Conformance:**

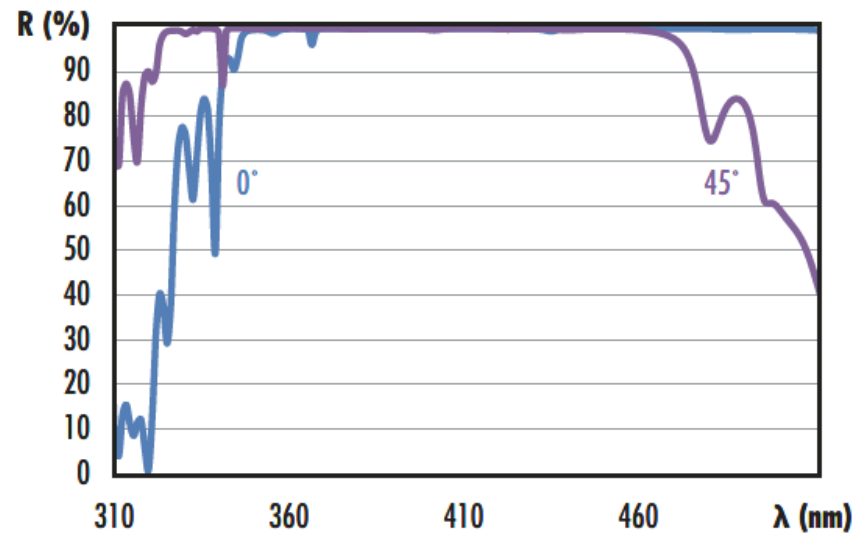
PRODUCT DETAILS

- Ideal for Multispectral Focusing Applications
- Average Reflectivity >99% Over Broad UV, Visible, and NIR Wavelengths
- Multiple Sizes Available

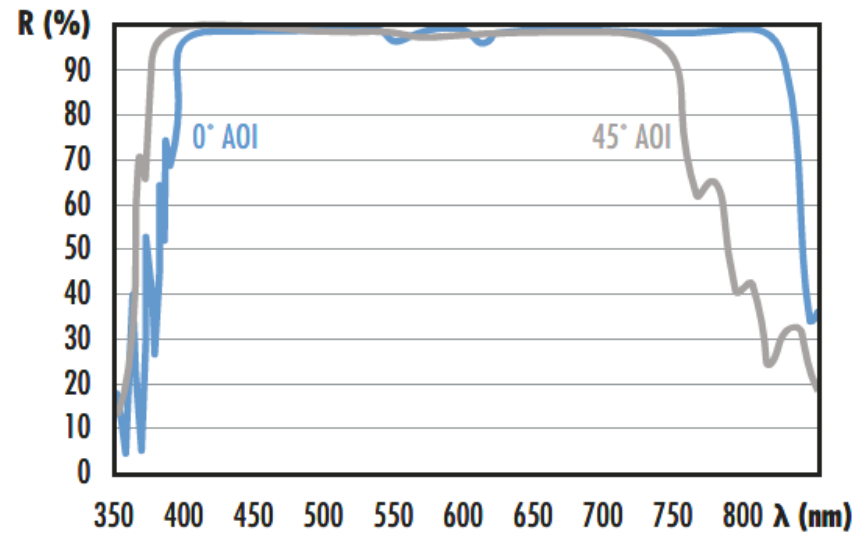
TECHSPEC® Broadband Dielectric Spherical Mirrors are ideal for light collection in multispectral imaging applications. These mirrors feature greater than 99% reflection, significantly better than metal-coated mirrors, and increase system performance by minimizing energy loss. A BOROFLOAT® substrate provides a good combination of performance and value. TECHSPEC® Broadband Dielectric Spherical Mirrors are available in diameters ranging from 25.4 to 152.4mm for ease of system integration. These mirrors collect and focus light without introducing chromatic aberration.

TECHNICAL INFORMATION

UV



VIS



NIR

