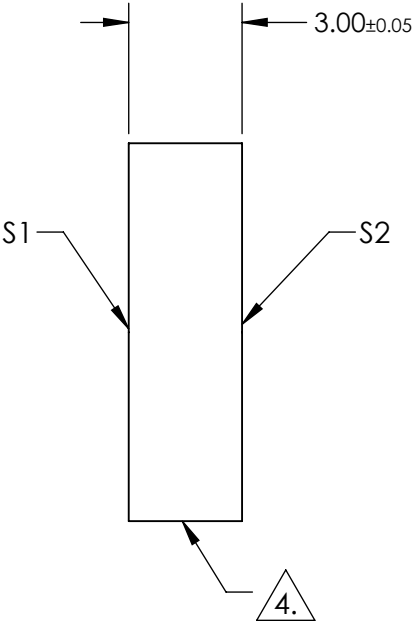
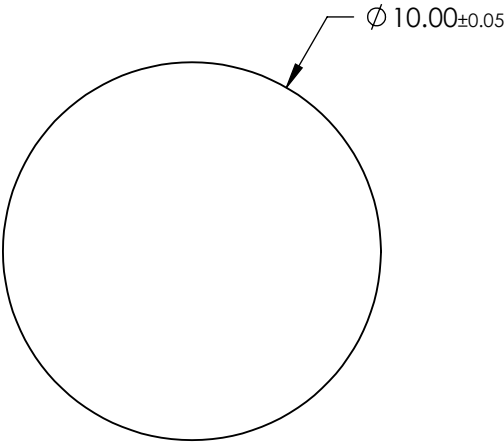
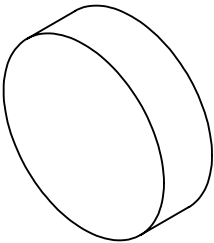


NOTES:

- 1. SUBSTRATE:
SAPPHIRE (AL2O3)
- 2. SURFACE S2 TO BE PARALLEL WITH SUFACE S1 TO WITHIN ≤ 3.5 ARMIN
- 3. COATING (APPLY ACROSS CLEAR APERTURE)
S1 & S2: R(AVG) $\leq 0.5\%$ @ 600 - 1050nm

4. FINE GRIND SURFACE

- 5. ROHS COMPLIANT



**FOR INFORMATION ONLY:
DO NOT MANUFACTURE
PARTS TO THIS DRAWING**

SPECIFICATIONS SUBJECT TO CHANGE WITHOUT NOTICE
DIMENSIONS ARE FOR REFERENCE ONLY

	S1	S2
SHAPE	PLANO	PLANO
CLEAR APERTURE	Ø 9.00	Ø 9.00
SURFACE FLATNESS	2λ	2λ
SURFACE QUALITY	80-50	80-50
BIREFRINGENCE (no-ne)	0.008	0.008
BEVEL	PROTECTED AS NEEDED	PROTECTED AS NEEDED



ALL DIMS IN mm

Edmund Optics®

TITLE

10mm Dia., 3mm Thick, NIR I AR Coated
Sapphire Window

DWG NO

25409

SHEET
34 OF 70